

Holiday Homework/ Class-3/ Session 2026-27

English

Note: English Holiday Homework Q2 & Q3 to be done in English writing skills notebook (Copy-2)

Q.1 Do pages –(11 to 20) neatly in English cursive writing book.

Q2. Imagine you found a lamp in your store room. You started cleaning it. Suddenly a genie appears. What three wishes you would ask him and why? Draw the picture of a lamp and write your experience in 5 to 6 sentences.

(To be done in C.W. copy.)

Q3 . Make a collage using 5 to 6 pictures to show –

(a) How did you celebrate your birthday? (Roll No- 1 to 25)

(b) Your plan for summer break. (Roll No-26 onwards)

हिंदी

नोट -1)प्रश्न एक सभी विद्यार्थियों के लिए करना अनिवार्य है तथा प्रश्न दो अनुक्रमांक के अनुसार करना है।

2) प्रश्नों के उत्तर हिंदी कॉपी में ही करने हैं ।

प्रश्न-1 किसी भी अखबार से कोई एक शिक्षाप्रद कहानी पढ़िए तथा उसे शिक्षा सहित संक्षेप में लिखिए ।

प्रश्न-2

(क) “मेरे सपनों का विद्यालय”विषय पर पाँच वाक्य लिखकर चित्र बनाइए ।(Roll no.1-25)

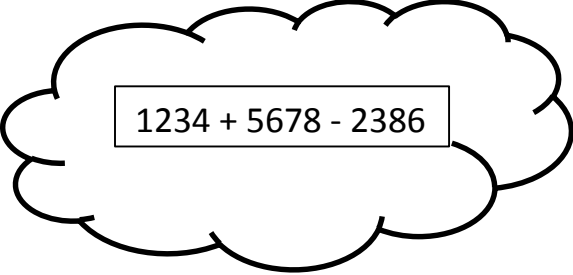
(ख) घर में बिजली बचाने के पाँच उपाय लिखिए । (Roll no.26 onwards)

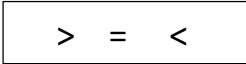
Maths

Note:- Holiday Homework to be done in Maths H.W. copy.

Q1. Find the value in each of the following. Compare both the value and tick (✓) the correct symbol.

(Solve and paste the given picture in H.W. copy)

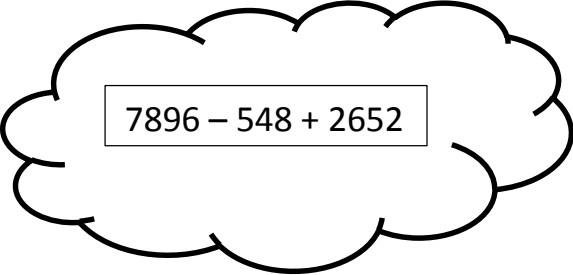

$$1234 + 5678 - 2386$$




> = <

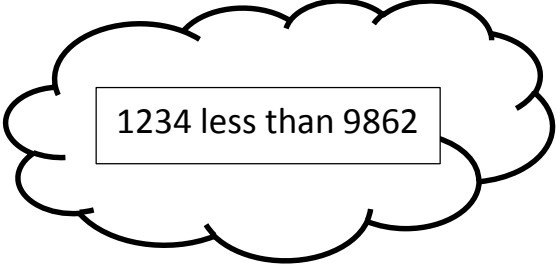


1234 more than 3456


$$7896 - 548 + 2652$$



> = <



1234 less than 9862

Q2. Write the birth year of 6 members of your family and complete the task as directed according to the allotted Roll numbers.

Roll No. 1 to 15

1. Write their number names.
2. Write the numbers in expanded form.

Roll No. 16 to 30

1. Write the place value of each digit.
2. Classify them under odd and even number heading.

Roll No. 31 to 49

1. Write the successor and the predecessor of each number.
2. Round off each number to the nearest tens and Hundreds.

SCIENCE

Note: Q.1 to be done in Science notebook.

Q.1 Observe the food you eat for 3 days and write the names of the food items and cooking methods used.

Q.2 Students are required to make the following projects according to their roll numbers:

Roll Numbers 1 to 15: Make a flash card of any one internal organ.

Roll Numbers 16 to 30: Prepare a first- aid box.

Roll Numbers 31 onwards: Create a clay model showing two living things and two non-living things.

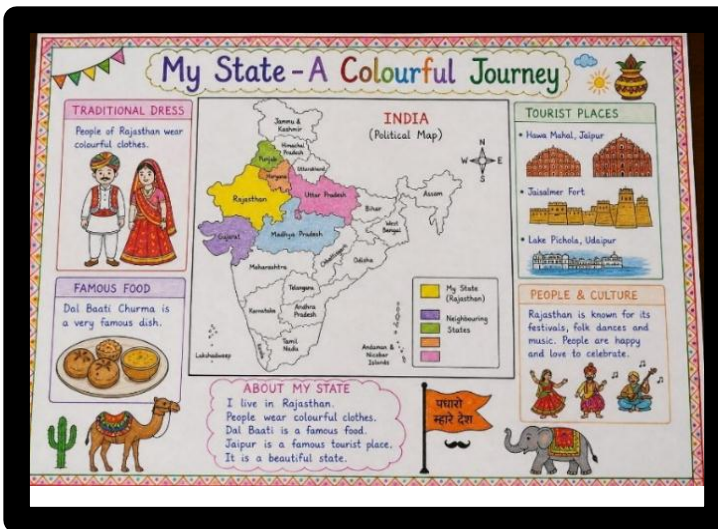
Social Science

Note:

- All students are required to complete Holiday Homework. Kindly complete the work neatly.
- Q.No.1 – To be attempted by all students.
- Q.No.-2- To be attempted by students having roll no 1 to 25.
- Q.No.3 – To be attempted by students having roll no 26 onwards.
- Reference images are given as examples.
- All the work should be compiled in a file.

Q.1 My State – A Colourful Journey

- Take a political map of India and paste it neatly on a chart paper.
- Locate your state on the map, colour it with a bright colour, and write its name neatly.
- Colour the neighbouring states that share boundaries with your state using different colours.
- Draw arrows or borders to show them clearly. Create small boxes or bubbles around the map and fill them with information about:
 - Traditional Dress
 - Famous Food
 - Tourist Places
 - Festivals



Q.2 Months of the Year – One Festival each month

- Make a simple calendar chart showing the months of the year.
- Include one festival for each month.
- Draw a small symbol beside each festival (kite, diya, tree, etc.).
- Use different colours for each month.
- Make a border using stars, flowers, or rangoli designs. Write a suitable title and add stickers or cut-outs for decoration



Q.3 “Every Month Has a Special Day!”

- Draw 12 boxes (like a calendar grid) on chart paper.
- Write one month in each box along with one special day that falls in that month.
- Add small drawing (flag, Earth, diya, tree, etc.).
- Decorate the borders with stars, flowers, or patterns etc.
- Use sketch pens or crayons to make it colourful.



Computer Science

Instruction - Holiday Home work to be done in C.W. copy.

Q1. Draw or paste pictures of two special keys and write their uses.

Delete & Spacebar - **Roll No (1-25)**

Enter key and Caps Lock - **Roll No. 26 onwards**

(Example: Delete Key, Spacebar, Enter Key, Caps Lock Key)

Q2. Identify the pictures and write their names in crossword-
(Complete the puzzle and paste it in your C.W. copy.)

